



REVOLOGY 1967 SHELBY GT350/GT500  
MODELS, COLORS, TRIM AND WHEEL OPTIONS



# COLORS

---

## VINTAGE SOLID

-  CANDY APPLE RED
-  RAVEN BLACK
-  WIMBLEDON WHITE

## VINTAGE METALLIC

-  ACAPULCO BLUE METALLIC
-  BRITTANY BLUE METALLIC
-  BRONZE METALLIC
-  DARK BLUE METALLIC
-  DARK MOSS GREEN METALLIC
-  LIME GREEN METALLIC
-  MEDIUM GRAY METALLIC
-  SILVER FROST METALLIC

## CONTEMPORARY

-  ARGENTO NURBURGRING
-  CARRERA WHITE METALLIC
-  CHALK
-  GIALLO MODENA
-  JET BLACK METALLIC
-  LAVA ORANGE
-  MIAMI BLUE
-  NEBULA GRAY PEARL
-  ROSSO CORSA

## LeMANS STRIPES


BLACK



BLUE



WHITE





# WHEELS

---



SHELBY 10-SPOKE LW10, 17x8



AMERICAN RACING CLASSIC  
TORQ THRUST VN215, 17x8  
AND 17x9.5



AMERICAN RACING MAGNUM  
500 VN500, 17x8 AND 17x9.5



AMERICAN RACING SHELBY  
VN427, 17x8 AND 17x9.5



FORGELINE DS3, 17x10



FORGELINE GZ3, 17x10

## HOOD FASTENERS

---



HOOD PINS, CABLE TYPE




FLUSH MOUNT HOOD LATCHES, POLISHED, W/ OR W/O LOCK

# INTERIOR COLORS


---

STANDARD LEATHERETTE TRIM




BLACK

FULL NAPPA LEATHER TRIM



BLACK, PORSCHE SCHWARZ



PARCHMENT, MERCEDES  
SAVANNENBEIGE



## TRIM PANELS

---



BRUSHED ALUMINUM

## INSTRUMENTS

---



CLUSTER WITH MULTIFUNCTION LCD SCREEN




# CARPET

---



WOOL, SQUARE WEAVE



CUT PILE



NYLON LOOP



## STEERING WHEEL

---



3-SPOKE LEATHER WRAPPED WHEEL



3-SPOKE WOOD RIM WHEEL, ESPRESSO



3-SPOKE WOOD RIM WHEEL, WALNUT

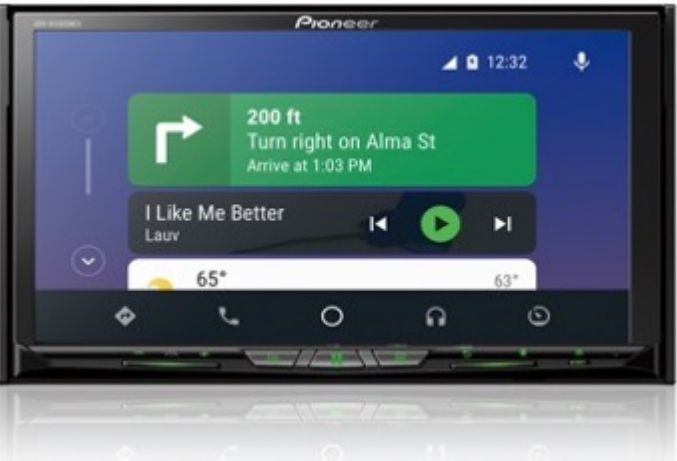
# AUDIO INTERFACE

## TOUCH SCREEN DISPLAY + REVERSE CAMERA



### DOOR PANEL MOUNTED FRONT SPEAKERS

4.0" + 0.75" door panel mounted speakers are placed for optimal sound imaging. Power windows are activated by console-mounted rocker switches



### KICK PANEL MOUNTED FRONT SPEAKERS

4" + 0.75" kick panel mounted speakers maintain the vintage appearance of door panel. Power windows are activated by switches integrated into the window crank handles



Features JL Audio C5 component speakers in front, 6.5" C5 coaxial speakers in the rear, trunk-mounted VX800/8i 800w Class D power amplifier and 10TW3-D8 10" enclosed subwoofer.





# HEAD RESTRAINTS

---



FRONT SEAT HEAD RESTRAINTS



NO FRONT SEAT HEAD RESTRAINTS





## RETAIL ORDER GUIDE - 2022 MODEL YEAR 1967 SHELBY GT500 2+2 FASTBACK

### MAJOR PRODUCT CHANGES

#### FUNCTIONAL

- NEW, FORD-LICENSED UNIBODY, BUILT IN-HOUSE BY REVOLOGY
- GAS STRUT DECKLID SUPPORTS

#### FUNCTIONAL

- REDESIGNED INSTRUMENT CLUSTER

#### NEW OPTIONAL EQUIPMENT

- PAINTED BRAKE CALIPERS

### STANDARD EQUIPMENT

#### EXTERIOR

- NEW, FORD-LICENSED ALL-STEEL BODY w/ SUBFRAME CONNECTORS AND X-BRACE FOR ADDED RIGIDITY
- "SHELBY" AND "GT500" BADGES
- "GT500" VINYL SIDE STRIPES
- SHELBY UPPER AND LOWER SIDE SCOOPS
- SHELBY FIBERGLASS HOOD w/ SCOOP AND INTEGRATED LATCHES
- DUAL OUTSIDE MIRRORS, CHROME
- WHEEL, CLASSIC TORQ THRUST VN215, 17x8 FRONT, 17x9.5 REAR
- CONTINENTAL EXTREME CONTACT SPORT HIGH PERFORMANCE TIRES, 245/45ZR17 FRONT, 275/40ZR17 REAR
- LED HEAD LAMPS
- LED CENTER MOUNTED DRIVING LAMPS
- LED PARK AND REVERSE LAMPS
- LED TAIL LAMPS w/ SEQUENTIAL TURN SIGNALS
- LED COURTESY LIGHTING IN EXTERIOR DOOR HANDLES
- HIDDEN ANTENNA
- BORLA 2.5" STAINLESS STEEL DUAL EXHAUST SYSTEM w/ POLISHED TIPS

#### SAFETY/SECURITY

- FRONT THREE-POINT SEAT BELTS, RETRACTABLE, w/ INERTIA REEL, MEETS FMVSS 209 AND 302
- DUAL CIRCUIT BRAKING SYSTEM
- COLLAPSIBLE STEERING SHAFT
- FUEL PUMP INERTIA SWITCH
- ALUMINUM/COMPOSITE TRUNK FLOOR
- ROLLING CODE ENCRYPTED IGNITION SWITCH

#### INTERIOR

- CFC-FREE AIR CONDITIONING
- POWER WINDOWS
- FULL-LENGTH CONSOLE w/ INTEGRATED 7" TOUCH SCREEN, ARMREST, DUAL CUPHOLDERS, HIDDEN POWER WINDOW SWITCHES, DOOR LOCK SWITCH, USB, AND AUX INPUTS
- SHELBY DRIVER AND FRONT PASSENGER SPORT BUCKET SEATS w/ PERFORATED INSERTS, POWER FORE/AFT, MANUAL RECLINE
- FOLD DOWN REAR SEAT
- DASH PAD, DOOR PANELS, AND INTERIOR TRIM PANELS COVERED IN PREMIUM SYNTHETIC NAPPA ARTIFICIAL LEATHER
- BRUSHED ALUMINUM INTERIOR ACCENTS
- HAND TRIMMED CARPETING AND FLOOR MATS
- TILT STEERING COLUMN
- WOOD RIM STEERING WHEEL w/ MACHINED REVOLOGY "R" LOGO HORN BUTTON
- 8000 RPM TACHOMETER w/ 6500RPM REDLINE
- BOOST GAUGE INTEGRATED IN CLUSTER
- LED INTERIOR LIGHTING w/ THEATER DIMMING
- DIGITAL MESSAGE CENTER
- POWER DOOR LOCKS
- REMOTE KEYLESS ENTRY w/ PROXIMITY SENSOR
- REMOTE TRUNK RELEASE
- PUSH BUTTON START
- MULTI-FUNCTION HEAD UNIT w/ AMPLIFIER, FOUR JL AUDIO C2 SERIES SPEAKERS, AUX INPUT, AND BLUETOOTH®
- REVERSE CAMERA
- INTERVAL WIPERS
- LED TRUNK LIGHTING
- FULLY LINED TRUNK COMPARTMENT

#### FUNCTIONAL

- FORD/ROUSH PERFORMANCE 5.0L Ti-VCT DOHC "COYOTE" V8, SUPERCHARGED AND INTERCOOLED, RATED AT 710 HP / 610 LB.-FT. TORQUE
- HIGH CAPACITY EXTERNAL OIL COOLING SYSTEM
- HEAVY DUTY ENGINE COOLING PACKAGE w/ DUAL HIGH OUTPUT FANS
- HIGH TORQUE CAPACITY TWIN-DISC CLUTCH
- FORD 8.8" REAR END w/ 33-SPLINE AXLES AND WAVETRAC TORQUE BIASING LIMITED SLIP DIFFERENTIAL, FINNED ALUMINUM DIFFERENTIAL COVER, 1350 YOKE
- MOTORCRAFT AGM BATTERY w/ 760 CCA, TRUNK MOUNTED
- POWER FOUR WHEEL DISC BRAKES w/ 13.06" FRONT / 13" REAR SLOTTED AND VENTILATED ROTORS AND 6 PISTON FRONT/ 4 PISTON REAR CALIPERS
- HYDRAULICALLY ASSISTED POWER RACK AND PINION STEERING
- UNEQUAL LENGTH CONTROL ARM FRONT SUSPENSION w/ CAST ALUMINUM SUBFRAME
- 3-LINK REAR SUSPENSION w/ TORQUE ARM AND PANHARD ROD
- JRI NON-ADJUSTABLE COILOVER SHOCKS w/ CONSTANT RATE SPRINGS
- ELECTRONICALLY CONTROLLED CALIPER-ACTUATED PARKING BRAKE
- EMERGENCY TIRE INFLATION KIT
- REMOTE BATTERY CHARGE POSTS
- 4.3A 8-STAGE ON-BOARD TRICKLE CHARGER w/ REAR BUMPER-MOUNTED MAGNETIC CONTACT
- TIRE PRESSURE MONITORING SYSTEM (TPMS)
- 17 GALLON ALUMINUM FUEL TANK

#### WARRANTY

- 1 YEAR/UNLIMITED MILES BUMPER-TO-BUMPER
- 2 YEARS/UNLIMITED MILES POWERTRAIN
- 5 YEARS/UNLIMITED MILES RUST AND CORROSION

Revology® is a registered trademark of Revology Cars LLC. Revology® and the Revology logos and images are trademarks of Revology Cars LLC. SHELBY®, CARROLL SHELBY®, GT-350®, GT-350H®, GT-350R®, GT500® and KR® are registered trademarks and/or trade dress of Carroll Shelby and Carroll Shelby Licensing, and are used under license. Ford® and Mustang® are registered trademarks and/or trade dress of Ford Motor Company, and are used under license.

## MODELS, PACKAGES AND OPTIONS

### MODELS

- |                          |   |    |         |
|--------------------------|---|----|---------|
| <input type="checkbox"/> | 1967 SHELBY GT500 2+2 FASTBACK MANUAL   | \$ | 259,875 |
|                          | <i>710 HP, 610 LB-FT 5.0L Ti-VCT DOHC V8 supercharged engine, T-56XL 6-speed close ratio manual transmission</i>                  |    |         |
| <input type="checkbox"/> | 1967 SHELBY GT500 2+2 FASTBACK AUTOMATIC  | \$ | 261,525 |
|                          | <i>710 HP, 610 LB-FT 5.0L Ti-VCT DOHC V8 supercharged engine, 10R80 10-speed electronically controlled automatic transmission</i> |    |         |

### PACKAGES

*No equipment packages are available for this model*

### EXTERIOR

#### EXTERIOR COLORS

*The Revology paint process consists of a BASF phosphoric acid conversion coating for corrosion protection, Glasurit EP-Series chromate-free epoxy primer, Glasurit acrylic primer surfacer, Glasurit basecoat, and Glasurit high gloss clearcoat for the ultimate in appearance and durability*

- |                          |   |   |          |
|--------------------------|---|---|----------|
| <input type="checkbox"/> | FORD OEM - SOLID  |   | N/C      |
|                          | <input type="checkbox"/> CANDYAPPLE RED                   | <input type="checkbox"/> WIMBLEDON WHITE                |          |
|                          | <input type="checkbox"/> RAVEN BLACK                      |   |          |
| <input type="checkbox"/> | FORD OEM - METALLIC                                       |   | \$ 950   |
|                          | <input type="checkbox"/> ACAPULCO BLUE METALLIC           | <input type="checkbox"/> GRABBER LIME METALLIC (2020-)  |          |
|                          | <input type="checkbox"/> AZURE BLUE METALLIC (2003-2004)  | <input type="checkbox"/> KONA BLUE METALLIC (2010-)     |          |
|                          | <input type="checkbox"/> BRITTANY BLUE METALLIC           | <input type="checkbox"/> LIME GOLD METALLIC             |          |
|                          | <input type="checkbox"/> BRONZE METALLIC                  | <input type="checkbox"/> MEDIUM GRAY METALLIC           |          |
|                          | <input type="checkbox"/> DARK BLUE METALLIC               | <input type="checkbox"/> RAPID RED METALLIC (2020-)     |          |
|                          | <input type="checkbox"/> DARK MOSS GREEN METALLIC         | <input type="checkbox"/> SILVER FROST METALLIC          |          |
| <input type="checkbox"/> | PREMIUM OEM   |   |          |
|                          | <input type="checkbox"/> ARGENTO NURBURGRING (Ferrari)    | <input type="checkbox"/> METEOR GRAY METALLIC (Porsche) | \$ 1,150 |
|                          | <input type="checkbox"/> CARRERA WHITE METALLIC (Porsche) | <input type="checkbox"/> NEBULA GRAY PEARL (Lexus)      |          |
|                          | <input type="checkbox"/> GIALLO MODENA (Ferrari)          | <input type="checkbox"/> ROSSO CORSA (Ferrari)          |          |
|                          | <input type="checkbox"/> JET BLACK METALLIC (Porsche)     |   |          |
| <input type="checkbox"/> | SPECIAL   |   | \$ 2,950 |
|                          | <input type="checkbox"/> CHALK (Porsche)                  |   |          |
|                          | <input type="checkbox"/> LAVA ORANGE (Porsche)            |   |          |
|                          | <input type="checkbox"/> MIAMI BLUE (Porsche)             |   |          |

#### LeMANS STRIPES

*LeMans stripes were a dealer-installed option on the 1967 Shelby GTs. On Revology Shelby GTs, the stripes are laser-aligned and applied to the front fascia, hood, cowl, roof, trunk filler panel, decklid, taillamp panel, rear valance, and rear bumperettes. After base coat, three coats of gloss clear are applied, leaving no perceptible transition between stripe and body color*

- |                          |   |  |          |
|--------------------------|---|--|----------|
| <input type="checkbox"/> | NO LeMANS STRIPE                            |  | N/C      |
| <input type="checkbox"/> | PAINTED LeMANS STRIPES                      |  | \$ 5,000 |
|                          | <input type="checkbox"/> ALPINE WHITE (BMW) | <input type="checkbox"/> SILVER FROST    |          |
|                          | <input type="checkbox"/> GUARDSMAN BLUE     | <input type="checkbox"/> WIMBLEDON WHITE |          |
|                          | <input type="checkbox"/> RAVEN BLACK        |  |          |
| <input type="checkbox"/> | PAINTED LeMANS STRIPES, SPECIAL COLOR       |  | \$ 6,250 |

#### HOOD FASTENERS

*Fiberglass hoods require outboard fasteners to reduce flex*

- |                          |   |    |     |
|--------------------------|---|----|-----|
| <input type="checkbox"/> | HOOD PINS, CABLE TYPE   |    | N/C |
|                          | <i>Old school, original type hood pins w/ 14" cable tether</i>    |    |     |
| <input type="checkbox"/> | FLUSH MOUNT HOOD LATCHES, POLISHED                                | \$ | 525 |
|                          | <i>No more pinched fingers</i>                                    |    |     |
| <input type="checkbox"/> | LOCKING HOOD LATCHES, POLISHED                                    | \$ | 625 |
|                          | <i>Same appearance as the flush mount hood latches, with lock</i> |    |     |

REVOLOGY CARS  
1967 SHELBY GT500 2+2 FASTBACK ORDER GUIDE

## WHEELS

<input type="checkbox"/>	SHELBY 10-SPOKE LW10, 17x8		N/C
<input type="checkbox"/>	TORQ THRUST VN215, 17x8		N/C
<input type="checkbox"/>	TORQ THRUST VN215, 17x8 FRONT, 17x9.5 REAR	\$	550
<input type="checkbox"/>	TORQ THRUST VN215, 17x9.5*	\$	1,050
<input type="checkbox"/>	MAGNUM 500 VN501, 17x8		N/C
<input type="checkbox"/>	MAGNUM 500 VN500 2PC, 17x8 FRONT, 17x9.5 REAR	\$	2,650
<input type="checkbox"/>	MAGNUM 500 VN500 2PC, 17x9.5*	\$	3,150
<input type="checkbox"/>	SHELBY VN427 2PC, 17x8 FRONT, 17x9.5 REAR	\$	2,650
<input type="checkbox"/>	SHELBY VN427 2PC, 17x9.5*	\$	3,150
<input type="checkbox"/>	FORGELINE GZ3, 17x10	\$	5,250
<input type="checkbox"/>	FORGELINE DS3, 17x10	\$	5,250
<input type="checkbox"/>	SHELBY 10-SPOKE 2PC, MACHINED CENTER, 17x8 FRONT, 17x9.5 REAR	\$	6,250
<input type="checkbox"/>	SHELBY 10-SPOKE 2PC, MACHINED CENTER, 17x9.5	\$	6,500
<input type="checkbox"/>	SHELBY 10-SPOKE 2PC, MACHINED CENTER, 17x9.5 FOR AP RACING	\$	7,500

*\*Vehicles equipped with 17x9.5 or 17x10 front wheels have a reduced turning radius*

## INTERIOR

### SEATS AND TRIM

*Revology Shelby GT seats are designed and built in-house to deliver modern comfort and lateral support while providing an authentic appearance. Front seats are equipped with power fore/aft and manual recline. Seats and interior trim panels are covered in premium OEM automotive grade vinyl or OEM automotive leather which offers superior abrasion resistance and protection from sun loading*

<input type="checkbox"/>	<b>PREMIUM VINYL</b>		N/C
	<i>Premium OEM automotive grade vinyl covered front and rear seats, door panels, dash pad, console, quarter trim panels, and kick panels</i>		
<input type="checkbox"/>	BLACK	<input type="checkbox"/>	RED
<input type="checkbox"/>	IVORY	<input type="checkbox"/>	PARCHMENT
<input type="checkbox"/>	<b>PARTIAL NAPPA LEATHER</b>	\$	4,750
	<i>Premium Nappa leather front and rear seating surfaces, door panels, and dash pad</i>		
<input type="checkbox"/>	BLACK		
<input type="checkbox"/>	<b>FULL NAPPA LEATHER</b>	\$	8,250
	<i>Premium Nappa leather front and rear seats, door panels, dash pad, console, quarter trim panels, headliner, and kick panels</i>		
<input type="checkbox"/>	BLACK, PORSCHE SCHWARZ	<input type="checkbox"/>	MEDIUM GRAY, MERCEDES RIFFGRAU
<input type="checkbox"/>	BROWN, MERCEDES NUBBRAUN	<input type="checkbox"/>	MEDIUM TAN, FERRARI CUIOIO (+\$1,200)
<input type="checkbox"/>	BURGUNDY, MERCEDES SUNSETROT	<input type="checkbox"/>	NAVY BLUE, PORSCHE NACHTBLAU
<input type="checkbox"/>	CHARCOAL GRAY, PORSCHE ACHATGRAU	<input type="checkbox"/>	PARCHMENT, MERCEDES SAVANNENBEIGE
<input type="checkbox"/>	IVORY, MERCEDES PORZELLAN	<input type="checkbox"/>	RED, PORSCHE FLAMENCOROT
<input type="checkbox"/>	LIGHT BEIGE, MERCEDES HELLBEIGE		
<input type="checkbox"/>	<b>FULL NAPPA LEATHER, LIGHT BEIGE OR IVORY w/ ACCENT</b>	\$	8,750
	<i>Mercedes Hellbeige or Porzellan Nappa leather with accent color used for dash pad and carpet</i>		
<input type="checkbox"/>	w/ BLACK PORSCHE SCHWARZ ACCENT		
<input type="checkbox"/>	w/ BURGUNDY PORSCHE SUNSETROT ACCENT		
<input type="checkbox"/>	w/ DARK BROWN MERCEDES NUBBRAUN ACCENT		
<input type="checkbox"/>	w/ NAVY PORSCHE NACHTBLAU ACCENT		



REVOLOGY CARS  
1967 SHELBY GT500 2+2 FASTBACK ORDER GUIDE

CARPET

Revology carpet is hand trimmed to ensure a precise fit. Includes matching front and rear floor mats. Please note that not all colors are available in all styles

<input type="checkbox"/>	<b>NYLON LOOP</b>		N/C
	<i>Similar to that used by Ford in the 1960s, our nylon loop carpet is durable and easy to clean</i>		
<input type="checkbox"/>	AQUA	<input type="checkbox"/>	NAVY
<input type="checkbox"/>	BLACK	<input type="checkbox"/>	PARCHMENT
<input type="checkbox"/>	IVY GOLD	<input type="checkbox"/>	RED
<input type="checkbox"/>	LIGHT BLUE	<input type="checkbox"/>	TAN
<input type="checkbox"/>	MAROON		
<input type="checkbox"/>	<b>CUT PILE</b>	\$	825
	<i>This premium cut pile carpet is thick and luxurious, and adds a modern touch</i>		
<input type="checkbox"/>	BLACK	<input type="checkbox"/>	LAPIS BLUE
<input type="checkbox"/>	CHARCOAL	<input type="checkbox"/>	MIDNIGHT BLUE
<input type="checkbox"/>	DARK RED	<input type="checkbox"/>	RED
<input type="checkbox"/>	GRAY	<input type="checkbox"/>	TAN
<input type="checkbox"/>	<b>WOOL, SQUARE WEAVE</b>	\$	1,675
	<i>100% wool German square weave carpeting w/ hand-sewn leather seams and bindings</i>		
<input type="checkbox"/>	BLACK	<input type="checkbox"/>	GRAY
<input type="checkbox"/>	BROWN	<input type="checkbox"/>	RED
<input type="checkbox"/>	CHARCOAL	<input type="checkbox"/>	TAN
<input type="checkbox"/>	DARK BLUE		

OTHER SEAT AND TRIM OPTIONS

All Revology Shelby GTs feature perforated seat and door panel inserts. The European-sourced leather is perforated using the same process used by Porsche

<input type="checkbox"/>	<b>CONTRAST STITCHING</b>	\$	750
	<i>Double topstitch seam is sewn in your choice of contrasting thread color. Contrast stitch is applied to dash, seats, quarter trim panels (2+2 models only), and shifter boot (manual transmission only)</i>		
<input type="checkbox"/>	<b>SEAT BELTS IN ACCENT COLOR</b>	\$	500
	<i>Front and rear seat belts in your choice of contrasting webbing color</i>		
<input type="checkbox"/>	<b>ALCANTARA™ HEADLINER AND SUN VISORS</b>	\$	675
	<i>Genuine Alcantara™ trimmed headliner and sunvisors. Requires selection of full Nappa leather interior option</i>		

INSTRUMENTS AND DASH TRIM

The Revology 1967 Shelby GT interiors feature brushed aluminum interior accents, consistent with the theme of the 1967 Shelby Deluxe interior. Laser cut from bulk sheet stock and precisely hand fit to ensure quality, the brushed aluminum trim is applied to the instrument cluster bezel, glovebox door, and console surfaces

<input type="checkbox"/>	<b>KPH SPEEDOMETER</b>	\$	175
	<i>Primary readout in KPH, secondary in MPH</i>		
<input type="checkbox"/>	<b>CONSOLE DELETE</b>		N/C
	<i>Replaces console w/ floor mounted shifter. Power door lock switch, AUX/USB ports, and passenger power window switch are mounted below the center air conditioner vents. Manual transmission only. Not available with touch screen head unit</i>		

STEERING WHEEL

<input type="checkbox"/>	<b>3-SPOKE WOOD RIM WHEEL</b>		N/C
	<i>The standard wheel is a 15" diameter wood grain wheel with billet machined Revology "R" logo horn button. The wheel looks vintage but has a substantial, modern feel. Available in a medium brown Walnut or dark brown Espresso finish</i>		
<input type="checkbox"/>	WALNUT		
<input type="checkbox"/>	ESPRESSO		
<input type="checkbox"/>	<b>3-SPOKE LEATHER WRAPPED WHEEL</b>	\$	1,075
	<i>3-spoke wood rim wheel wrapped in Nappa leather</i>		

STEERING WHEEL HORN BUTTON

<input type="checkbox"/>	<b>REVOLOGY "R" LOGO</b>		N/C
	<i>Revology "R" logo horn button, machined from aluminum billet</i>		
<input type="checkbox"/>	<b>SHELBY COBRA LOGO</b>		N/C
	<i>Shelby Cobra logo, plastic insert</i>		

## AUDIO AND COMMUNICATION

All Revology 1967 Shelby GTs come standard with a multi-function head unit integrated into the center stack. This unit features a 7-inch touch screen, Bluetooth, Apple Car Play, Android Auto, AUX/USB inputs. A reverse camera is standard. Standard equipment speakers are JL Audio C2 coaxials, 4" front and 6.5" rear, mounted in the kick panels and quarter trim panels, respectively

### HEAD UNIT

- |                          |  |    |     |
|--------------------------|--|----|-----|
| <input type="checkbox"/> | <b>TOUCH SCREEN DISPLAY + REVERSE CAMERA</b>   |    | N/C |
|                          | <i>Pioneer seven inch touch screen w/ Bluetooth, voice recognition, Apple Car Play, Android Auto, and reverse camera</i> |    |     |
| <input type="checkbox"/> | EXPORT HEAD UNIT   | \$ | 875 |
| <input type="checkbox"/> | ADD NAVIGATION   | \$ | 825 |
| <input type="checkbox"/> | ADD SIRIUS XM  | \$ | 675 |
| <input type="checkbox"/> | <b>AM/FM STEREO w/ VINTAGE APPEARANCE</b>  |    | N/C |
|                          | <i>Looks like the original AM radio, but features FM, Bluetooth, and AUX inputs. Requires Console Delete</i>             |    |     |

### AUDIO OUTPUT

- |                          |   |    |       |
|--------------------------|---|----|-------|
| <input type="checkbox"/> | <b>JL AUDIO™ C2 w/ 4 SPEAKERS</b>   |    | STD   |
| <input type="checkbox"/> | <b>JL AUDIO™ C5 PREMIUM SOUND COMPONENT SYSTEM</b>  | \$ | 3,650 |
|                          | <i>Features JL Audio 4.0" C5 coaxial speakers in front, 6.5" C5 coaxial speakers in the rear, trunk-mounted VX800/8i 800w Class D power amplifier and 10TW3-D8 10" enclosed subwoofer</i> |    |       |
| <input type="checkbox"/> | <b>KICK PANEL MOUNTED FRONT SPEAKERS</b>  |    | PKG   |
|                          | <i>4.0" + 0.75" coaxial speakers are mounted in the kick panel to maintain an original appearance. Power windows are activated by switches in the window crank handles</i>                |    |       |
| <input type="checkbox"/> | <b>DOOR PANEL MOUNTED FRONT SPEAKERS</b>  | \$ | 625   |
|                          | <i>4.0" door panel mounted coaxial speakers are placed for optimal sound imaging. Power windows are activated by console-mounted rocker switches</i>                                      |    |       |

## FUNCTIONAL

### RESTRAINT SYSTEMS

- |                          |  |    |     |
|--------------------------|--|----|-----|
| <input type="checkbox"/> | <b>FRONT SEAT HEAD RESTRAINTS</b>  | \$ | 875 |
|                          | <i>Adjustable front seat head restraints, covered in matching leather or vinyl</i> |    |     |

### TIRES

- |                          |   |    |       |
|--------------------------|---|----|-------|
| <input type="checkbox"/> | <b>CONTINENTAL EXTREME CONTACT SPORT HIGH PERFORMANCE SUMMER</b>  |    | N/C   |
|                          | <i>The standard tire for all configurations is the Continental Extreme Contact Sport high performance summer tire</i> |    |       |
| <input type="checkbox"/> | <b>MICHELIN PILOT SPORT 4S HIGH PERFORMANCE SUMMER</b>  | \$ | 525   |
|                          | <i>Optional on all 17x8" wheels, 245/45ZR17</i>   |    |       |
| <input type="checkbox"/> | <b>MICHELIN PILOT SPORT PS2 MAX PERFORMANCE SUMMER</b>  | \$ | 1,250 |
|                          | <i>Optional on all 17x9.5" wheels, 275/40ZR17</i>   |    |       |
| <input type="checkbox"/> | <b>MICHELIN PILOT SPORT A/S 3+ ZP RUN FLAT</b>  | \$ | 1,250 |
|                          | <i>Optional on all 17x8" wheels, 245/45RF17</i>   |    |       |

### EXHAUST

- |                          |  |    |     |
|--------------------------|--|----|-----|
| <input type="checkbox"/> | <b>BORLA DUAL EXHAUST</b>  |    | N/C |
|                          | <i>Borla S-Type 2.5" stainless steel mandrel bent exhaust w/ polished tips deliver a soft burble at idle and are quiet with no drone at cruise speed</i> |    |     |
| <input type="checkbox"/> | <b>BORLA PERFORMANCE SOUND DUAL EXHAUST</b>  | \$ | 250 |
|                          | <i>Borla ATAK® mufflers and lower restriction resonators provide a more aggressive tone</i>  |    |     |
| <input type="checkbox"/> | <b>BORLA SIDE EXIT DUAL EXHAUST</b>  | \$ | 500 |
|                          | <i>Oval tips exit in front of rear wheels. Features Borla ATAK® mufflers. Required when differential cooler option is selected</i>                       |    |     |

REVOLOGY CARS  
1967 SHELBY GT500 2+2 FASTBACK ORDER GUIDE

DRIVELINE

Revology Mustangs and Shelby GTs equipped with the 710hp supercharged 5.0L Ti-VCT V8 engine come standard with a Ford 8.8" rear (4.10 ratio w/ manual trans, 3.55 w/ automatic), 33 spline axles, 1350 yoke, Ford Performance finned aluminum differential cover, and McLeod twin-disc clutch (M/T)

- ☐ DIFFERENTIAL COOLER
- \$2,575
- Setrab heat exchanger and pump mounted to the right rear frame rail for max air flow. Differential temperature readout in cluster. Requires Heavy Duty Driveline and Side Exit Exhaust options

BRAKES

The Revology Shelby GT brake package features larger, slotted front (12.88") and rear (13.0") rotors with additional swept area for superior braking performance and fade resistance with minimal brake dust. Six piston front calipers and a more sophisticated design provides improved brake feel and reduced brake "graunch"

- ☐ SHELBY GT BRAKE PACKAGE w/ GRAY ANODIZED CALIPERS

N/C
- ☐ SHELBY GT BRAKE PACKAGE w/ PAINTED CALIPERS

\$1,475

The high performance Revology Shelby GT brake package is now available with painted calipers

☐ BLACK

☐ MEDIUM RED

☐ DARK GRAY

☐ ORANGE

☐ DARK RED

☐ SILVER

☐ MEDIUM BLUE

☐ YELLOW
- ☐ AP RACING COMPETITION BRAKE PACKAGE

\$12,500

The AP Racing Radi-CAL Competition Brake Package features AP Racing CP9660 six piston calipers with 355x32mm 72 vane discs in front, and CP9451 four piston calipers and 340x28mm 60 vane discs in the rear. Requires the Alumaframe front suspension and a 17" wheel with an "open" center design for adequate caliper clearance