



REVOLOGY 1965-1966 MUSTANG GT CONVERTIBLE  
MODELS, COLORS, TRIM AND WHEEL OPTIONS





# MODELS

---



PREMIUM



GT

# COLORS

---

## VINTAGE SOLID

-  CANDY APPLE RED
-  POPPY RED
-  RAVEN BLACK
-  SPRINGTIME YELLOW
-  WIMBLEDON WHITE

## VINTAGE METALLIC

-  IVY GREEN METALLIC
-  NIGHTMIST BLUE METALLIC
-  SAUTERNE GOLD METALLIC
-  SILVER BLUE METALLIC
-  SILVER FROST METALLIC
-  TAHOE TURQUOISE METALLIC
-  VINTAGE BURGUNDY METALLIC

## CONTEMPORARY

-  ARGENTO NURBURGRING
-  CARRERA WHITE METALLIC
-  CHALK
-  GIALLO MODENA
-  JET BLACK METALLIC
-  LAVA ORANGE
-  MIAMI BLUE
-  NEBULA GRAY PEARL
-  ROSSO CORSA



# GT STRIPES

---

Side stripes, which evoked the stripes on the championship-winning Ford GT race cars, were part of the 1965-66 Mustang GT equipment package. Our stripes are made from 3M premium automotive vinyl to match the original design with improved appearance and durability.

BLACK




BLUE



RED



WHITE





## 1965 MODEL YEAR APPEARANCE PACKAGE

---



HONEYCOMB GRILLE



TRICOLOR MUSTANG FUEL CAP

# WHEELS

---



STYLED ALUMINUM  
LW20, 16x8 AND 17x8



MAGNUM 500 LW50,  
POLISHED, 16x8 AND  
17x8



SHELBY 10-SPOKE LW10,  
17x8



AMERICAN RACING  
CLASSIC TORQ THRUST  
VN215, 16x8 AND 17x8



AMERICAN RACING  
SHELBY VN427, 17x8



FORGELINE DS3, 17x8.5



FORGELINE GZ3, 17x8.5



# CONVERTIBLE TOP

---

## VINYL



BLACK



OXFORD WHITE



## CANVAS



BLACK



PARCHMENT



NAVY



BURGUNDY




# INTERIOR COLORS


## STANDARD LEATHERETTE TRIM



BLACK




RED



PARCHMENT

## FULL NAPPA LEATHER TRIM




BLACK, PORSCHE  
SCHWARZ



RED, PORSCHE  
FLAMENCOROT




IVORY, MERCEDES  
PORZELLAN




CHARCOAL GRAY,  
PORSCHE ACHATGRAU



CUSTOM AQUA NAPPA  
LEATHER



LIGHT BEIGE,  
MERCEDES HELLBEIGE



NAVY BLUE, PORSCHE  
NACHTBLAU



BROWN, MERCEDES  
NUBBRAUN



MEDIUM TAN, FERRARI  
CUOIO



PARCHMENT, MERCEDES  
SAVANNENBEIGE



BURGUNDY, MERCEDES  
SUNSETROT



MEDIUM GRAY,  
MERCEDES RIFFGRAU




CUSTOM LIGHT BLUE  
NAPPA LEATHER






## TRIM PANELS

---



WALNUT WOOD VENEER



BRUSHED ALUMINUM

## INSTRUMENTS

---



5-DIAL CLUSTER, WALNUT




6-DIAL CLUSTER, BRUSHED ALUMINUM

# CARPET

---



WOOL, SQUARE WEAVE



CUT PILE



NYLON LOOP

## STEERING WHEEL

---



3-SPOKE LEATHER WRAPPED WHEEL



3-SPOKE WOOD RIM WHEEL, ESPRESSO



3-SPOKE WOOD RIM WHEEL, WALNUT



# AUDIO INTERFACE



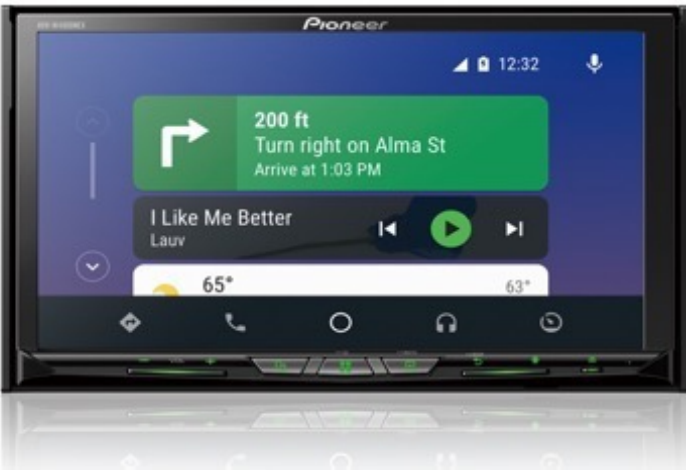
AM/FM STEREO w/VINTAGE APPEARANCE TOUCH SCREEN DISPLAY + REVERSE CAMERA



Features JL Audio C5 component speakers in front, 5.25" C5 coaxial speakers in the rear, trunk-mounted VX800/8i 800w Class D power amplifier and 10TW3-D8 10" enclosed subwoofer.



JL AUDIO C2 W/ 4 SPEAKERS (KICK PANEL X 2 / QUARTER PANEL X 2)



DOOR PANEL MOUNTED FRONT SPEAKERS

5.25" + 0.75" door panel mounted speakers are placed for optimal sound imaging. Power windows are activated by console-mounted rocker switches

KICK PANEL MOUNTED FRONT SPEAKERS

4" + 0.75" kick panel mounted speakers maintain the vintage appearance of door panel. Power windows are activated by switches integrated into the window crank handles





# HEAD RESTRAINTS

---



FRONT SEAT HEAD RESTRAINTS



NO FRONT SEAT HEAD RESTRAINTS



## RETAIL ORDER GUIDE - 2022 MODEL YEAR 1966 MUSTANG CONVERTIBLE

### MAJOR PRODUCT CHANGES

#### FUNCTIONAL

- NEW, FORD-LICENSED UNIBODY, BUILT IN-HOUSE BY REVOLGY
- TORSEN TORQUE SENSING LIMITED SLIP DIFFERENTIAL

#### NEW OPTIONAL EQUIPMENT

- PAINTED BRAKE CALIPERS

### STANDARD EQUIPMENT

#### EXTERIOR

- NEW, FORD-LICENSED ALL-STEEL BODY w/ SUBFRAME CONNECTORS AND X-BRACE FOR ADDED RIGIDITY
- POWER CONVERTIBLE TOP
- LED HEADLAMPS
- LED PARK AND REVERSE LAMPS
- LED TAIL LAMPS w/ SEQUENTIAL TURN SIGNALS
- "5.0 HI PERFORMANCE" BADGES
- LED COURTESY LIGHTING IN EXTERIOR DOOR HANDLES
- CONTINENTAL EXTREME CONTACT SPORT HIGH PERFORMANCE TIRES, 225/50ZR16
- REMOTE DRIVER SIDE MIRROR
- CONVEX PASSENGER SIDE MIRROR
- HIDDEN ANTENNA
- BORLA 2.5" STAINLESS STEEL DUAL EXHAUST w/ POLISHED TIPS

#### SAFETY/SECURITY

- FRONT THREE-POINT SEAT BELTS, RETRACTABLE, w/ INERTIA REEL, MEETS FMVSS 209 AND 302
- DUAL CIRCUIT BRAKING SYSTEM
- COLLAPSIBLE STEERING SHAFT
- FUEL PUMP INERTIA SWITCH
- ALUMINUM/COMPOSITE TRUNK FLOOR
- ROLLING CODE ENCRYPTED IGNITION SWITCH

#### INTERIOR

- CFC-FREE AIR CONDITIONING
- POWER WINDOWS ACTIVATED BY WINDOW CRANK HANDLE
- FULL-LENGTH CONSOLE w/ ARMREST, DUAL CUPHOLDERS, HIDDEN POWER WINDOW SWITCHES, DOOR LOCK SWITCH, USB, AND AUX INPUTS
- DRIVER AND FRONT PASSENGER SPORT BUCKET SEATS, POWER FORE/AFT, MANUAL RECLINE
- DASH PAD, DOOR PANELS, AND INTERIOR TRIM PANELS COVERED IN PREMIUM SYNTHETIC NAPPA ARTIFICIAL LEATHER
- QUARTER CUT WALNUT VENEER INTERIOR ACCENTS
- HAND TRIMMED CARPETING AND FLOOR MATS
- TILT STEERING COLUMN
- WOOD RIM STEERING WHEEL w/ MACHINED REVOLGY "R" LOGO HORN BUTTON
- 8000 RPM TACHOMETER
- LED INTERIOR LIGHTING w/ THEATER DIMMING
- DIGITAL MESSAGE CENTER
- POWER DOOR LOCKS
- REMOTE KEYLESS ENTRY w/ PROXIMITY SENSOR
- REMOTE TRUNK RELEASE
- PUSH BUTTON START
- AM/FM STEREO w/ FOUR JL AUDIO C2 SERIES SPEAKERS, AUX INPUT, AND BLUETOOTH®
- INTERVAL WIPERS
- LED TRUNK LIGHTING
- FULLY LINED TRUNK COMPARTMENT

#### FUNCTIONAL

- 460HP FORD 5.0L Ti-VCT DOHC "COYOTE" V8 ENGINE
- FORD 8.8" REAR END w/ 31-SPLINE AXLES AND TORSEN™ LIMITED SLIP DIFFERENTIAL
- MOTORCRAFT AGM BATTERY w/ 760 CCA, TRUNK MOUNTED
- POWER FOUR WHEEL DISC BRAKES w/ 12.19" VENTILATED ROTORS AND 4 PISTON CALIPERS
- HYDRAULICALLY ASSISTED POWER RACK AND PINION STEERING
- UNEQUAL LENGTH CONTROL ARM FRONT SUSPENSION
- 3-LINK REAR SUSPENSION w/ TORQUE ARM AND PANHARD ROD
- COILOVER SHOCKS w/ CONSTANT RATE SPRINGS
- ELECTRONIC PARKING BRAKE
- EMERGENCY TIRE INFLATION KIT
- REMOTE BATTERY CHARGE POSTS
- 4.3A 8-STAGE ON-BOARD TRICKLE CHARGER w/ REAR BUMPER-MOUNTED MAGNETIC CONTACT
- TIRE PRESSURE MONITORING SYSTEM (TPMS)
- 17 GALLON FUEL TANK

#### WARRANTY

- 1 YEAR/UNLIMITED MILES BUMPER-TO-BUMPER
- 2 YEARS/UNLIMITED MILES POWERTRAIN
- 5 YEARS/UNLIMITED MILES RUST AND CORROSION

Revology® is a registered trademark of Revology Cars LLC. Revology® and the Revology logos and images are trademarks of Revology Cars LLC. Ford® and Mustang® are registered trademarks and/or trade dress of Ford Motor Company, and are used under license.



## MODELS, PACKAGES AND OPTIONS

### MODELS

<input type="checkbox"/>	1966 MUSTANG CONVERTIBLE MANUAL	\$	198,325
	<i>460 HP, 420 LB-FT 5.0L Ti-VCT DOHC V8 engine, T-56XL 6-speed close ratio manual transmission</i>		
<input type="checkbox"/>	1966 MUSTANG CONVERTIBLE AUTOMATIC	\$	200,200
	<i>460 HP, 420 LB-FT 5.0L Ti-VCT DOHC V8 engine, 10R80 10-speed electronically controlled automatic transmission</i>		

### PACKAGES

<input type="checkbox"/>	GT EQUIPMENT PACKAGE	\$	1,075
	<i>includes halogen fog lamps, grille bars, GT badging, GT side stripes, and GT exhaust trumpets exiting through the rear valance panel. Note: Deletes LED headlamps, rocker moldings, and rear bumperettes</i>		
	<u>Select GT Stripe Color</u>		
<input type="checkbox"/>	BLACK		N/C
<input type="checkbox"/>	BLUE		N/C
<input type="checkbox"/>	WHITE		N/C
<input type="checkbox"/>	RED		N/C
<input type="checkbox"/>	STRIPE DELETE		N/C
<input type="checkbox"/>	SPECIAL COLOR	\$	750
<input type="checkbox"/>	1965 MODEL YEAR PACKAGE	\$	725
	<i>Features the 1965 mesh grille and 1965 fuel cap</i>		

### EXTERIOR

#### EXTERIOR COLORS

*The Revology paint process consists of a BASF phosphoric acid conversion coating for corrosion protection, Glasurit EP-Series chromate-free epoxy primer, Glasurit acrylic primer surfacer, Glasurit basecoat, and Glasurit high gloss clearcoat for the ultimate in appearance and durability*

<input type="checkbox"/>	FORD OEM - SOLID		N/C
<input type="checkbox"/>	CANDYAPPLE RED (1966)	<input type="checkbox"/>	SPRINGTIME YELLOW (1966)
<input type="checkbox"/>	POPPY RED (1964.5-1965)	<input type="checkbox"/>	WIMBLEDON WHITE (1964.5-1966)
<input type="checkbox"/>	RAVEN BLACK (1964.5-1966)		
<input type="checkbox"/>	FORD OEM - METALLIC	\$	950
<input type="checkbox"/>	AZURE BLUE METALLIC (2003-2004)	<input type="checkbox"/>	SILVER BLUE METALLIC (1964.5-1966)
<input type="checkbox"/>	GRABBER LIME METALLIC (2020-)	<input type="checkbox"/>	SILVER FROST METALLIC (1966)
<input type="checkbox"/>	IVY GREEN METALLIC (1964.5-1966)	<input type="checkbox"/>	TAHOE TURQUOISE METALLIC (1966)
<input type="checkbox"/>	KONA BLUE METALLIC (2010-)	<input type="checkbox"/>	VINTAGE BURGUNDY METALLIC (1964.5-1966)
<input type="checkbox"/>	NIGHTMIST BLUE METALLIC (1966)	<input type="checkbox"/>	RAPID RED METALLIC (2020-)
<input type="checkbox"/>	SAUTERNE GOLD METALLIC (1966)		
<input type="checkbox"/>	PREMIUM OEM		
<input type="checkbox"/>	ARGENTO NURBURGRING (Ferrari)	<input type="checkbox"/>	METEOR GRAY METALLIC (Porsche)
<input type="checkbox"/>	CARRERA WHITE METALLIC (Porsche)	<input type="checkbox"/>	NEBULA GRAY PEARL (Lexus)
<input type="checkbox"/>	GIALLO MODENA (Ferrari)	<input type="checkbox"/>	ROSSO CORSA (Ferrari)
<input type="checkbox"/>	JET BLACK METALLIC (Porsche)		
<input type="checkbox"/>	SPECIAL	\$	2,950
<input type="checkbox"/>	CHALK (Porsche)		
<input type="checkbox"/>	LAVA ORANGE (Porsche)		
<input type="checkbox"/>	MIAMI BLUE (Porsche)		

## CONVERTIBLE TOP

All Revology Mustang convertibles are equipped with a power top that can be activated at speeds below 5 mph. Available top materials include original vinyl and modern canvas

<input type="checkbox"/>	VINYL TOP		N/C
<input type="checkbox"/>	<input type="checkbox"/> BLACK		
<input type="checkbox"/>	<input type="checkbox"/> OXFORD WHITE		
<input type="checkbox"/>	CANVAS TOP	\$	725
<input type="checkbox"/>	<input type="checkbox"/> BLACK		
<input type="checkbox"/>	<input type="checkbox"/> PARCHMENT		
<input type="checkbox"/>	<input type="checkbox"/> NAVY		
<input type="checkbox"/>	<input type="checkbox"/> BURGUNDY		

## WHEELS

<input type="checkbox"/>	STYLED ALUMINUM LW20, 16x8		N/C
	Standard with GT Equipment Package		
<input type="checkbox"/>	TORQ THRUST VN215, 16x8		N/C
<input type="checkbox"/>	MAGNUM 500 LW50, 16x8	\$	1,125
<input type="checkbox"/>	STYLED ALUMINUM LW20, 17x8	\$	1,675
<input type="checkbox"/>	TORQ THRUST VN215, 17x8	\$	1,675
<input type="checkbox"/>	SHELBY 10-SPOKE LW10, 17x8	\$	1,875
<input type="checkbox"/>	MAGNUM 500, LW50 17x8	\$	1,875
<input type="checkbox"/>	SHELBY VN427, 17x8	\$	2,875
<input type="checkbox"/>	FORGELINE GZ3, 17x8.5'	\$	4,775
<input type="checkbox"/>	FORGELINE DS3, 17x8.5'	\$	4,775

<sup>1</sup>Requires selection of Shelby GT brake package option

## INTERIOR

### SEATS AND TRIM

Revology Mustang seats are designed and built in-house to deliver modern comfort and lateral support while providing an authentic appearance. Front seats are equipped with power fore/aft and manual recline. Seats and interior trim panels are covered in premium OEM automotive grade vinyl or OEM automotive leather which offers superior abrasion resistance and protection from sun loading

<input type="checkbox"/>	PREMIUM VINYL		N/C
	Premium OEM automotive grade vinyl covered front and rear seats, door panels, dash pad, console, quarter trim panels, and kick panels		
<input type="checkbox"/>	<input type="checkbox"/> BLACK	<input type="checkbox"/> RED	
<input type="checkbox"/>	<input type="checkbox"/> IVORY	<input type="checkbox"/> PARCHMENT	
<input type="checkbox"/>	PARTIAL NAPPA LEATHER	\$	4,950
	Premium Nappa leather front and rear seating surfaces, door panels, and dash pad		
<input type="checkbox"/>	<input type="checkbox"/> BLACK		
<input type="checkbox"/>	FULL NAPPA LEATHER	\$	7,450
	Premium Nappa leather front and rear seats, door panels, dash pad, console, quarter trim panels, and kick panels		
<input type="checkbox"/>	<input type="checkbox"/> BLACK, PORSCHE SCHWARZ	<input type="checkbox"/>	MEDIUM GRAY, MERCEDES RIFFGRAU
<input type="checkbox"/>	<input type="checkbox"/> BROWN, MERCEDES NUBBRAUN	<input type="checkbox"/>	MEDIUM TAN, FERRARI CUIOIO (+\$1,200)
<input type="checkbox"/>	<input type="checkbox"/> BURGUNDY, MERCEDES SUNSETROT	<input type="checkbox"/>	NAVY BLUE, PORSCHE NACHTBLAU
<input type="checkbox"/>	<input type="checkbox"/> CHARCOAL GRAY, PORSCHE ACHATGRAU	<input type="checkbox"/>	PARCHMENT, MERCEDES SAVANNENBEIGE
<input type="checkbox"/>	<input type="checkbox"/> IVORY, MERCEDES PORZELLAN	<input type="checkbox"/>	RED, PORSCHE FLAMENCOROT
<input type="checkbox"/>	<input type="checkbox"/> LIGHT BEIGE, MERCEDES HELLBEIGE		

- ☐ **FULL NAPPA LEATHER, LIGHT BEIGE, IVORY OR PARCHMENT w/ ACCENT** \$ 7,950  
*Full Nappa leather with accent color used for dash pad and carpet*
  - ☐ LIGHT BEIGE, MERCEDES HELLBEIGE
  - ☐ IVORY, MERCEDES PORZELLAN
  - ☐ PARCHMENT, MERCEDES SAVANNENBEIGE
    - ☐ w/ BLACK PORSCHE SCHWARZ ACCENT
    - ☐ w/ BURGUNDY PORSCHE SUNSETROT ACCENT
    - ☐ w/ DARK BROWN MERCEDES NUBBRAUN ACCENT
    - ☐ w/ NAVY PORSCHE NACHTBLAU ACCENT
- ☐ **FULL NAPPA LEATHER, DELUXE TWO-TONE** \$ 8,450  
*Popular on the Deluxe "Pony" interior in 1966, the two-tone features ivory leather accents for the door panels, console, and seat inserts. This leather is custom-dyed to our specifications by the same tannery in Italy that supplies premium European OEMs including Porsche and Mercedes-Benz*
  - ☐ IVY GOLD/WHITE ☐ NAVY/WHITE
  - ☐ LIGHT BLUE/WHITE ☐ RED/WHITE
  - ☐ AQUA/WHITE

#### CARPET

Revology carpet is hand trimmed to ensure a precise fit. Includes matching front and rear floor mats. Please note that not all colors are available in all styles

- ☐ **NYLON LOOP** N/C  
*Similar to that used by Ford in the 1960s, our nylon loop carpet is durable and easy to clean*
  - ☐ AQUA ☐ NAVY
  - ☐ BLACK ☐ PARCHMENT
  - ☐ IVY GOLD ☐ RED
  - ☐ LIGHT BLUE ☐ TAN
  - ☐ MAROON
- ☐ **CUT PILE** \$ 975  
*This premium cut pile carpet is thick and luxurious, and adds a modern touch*
  - ☐ BLACK ☐ LAPIS BLUE
  - ☐ CHARCOAL ☐ MIDNIGHT BLUE
  - ☐ DARK RED ☐ RED
  - ☐ GRAY ☐ TAN
- ☐ **WOOL, SQUARE WEAVE** \$ 1,750  
*100% wool German square weave carpeting w/ hand-sewn leather seams and bindings.*
  - ☐ BLACK ☐ GRAY
  - ☐ BROWN ☐ RED
  - ☐ CHARCOAL ☐ TAN
  - ☐ DARK BLUE

#### OTHER SEAT AND TRIM OPTIONS

- ☐ **PERFORATED SEAT AND DOOR PANEL INSERTS** \$ 875  
*Leather is perforated using the same process used by Porsche*
- ☐ **CONTRAST STITCHING** \$ 875  
*Double topstitch seam is sewn in your choice of contrasting thread color. Contrast stitch is applied to dash, seats, quarter trim panels (2+2 models only), and shifter boot (manual transmission only)*
- ☐ **SEAT BELTS IN ACCENT COLOR** \$ 625  
*Front and rear seat belts in your choice of contrasting webbing color*

#### INSTRUMENTS AND DASH TRIM

We use only authentic premium materials, laser cut from bulk sheet stock and precisely hand fit to ensure quality. Trim is applied to instrument cluster bezel, glovebox door, and console surfaces

- ☐ **5-DIAL CLUSTER, WALNUT** N/C  
*Authentic appearance with genuine quartered Walnut veneer, integrated tach, black dials*
- ☐ **6-DIAL CLUSTER, BRUSHED ALUMINUM** \$ 975  
*Inspired by the 1965 GT350R, the 6-dial cluster features a large tachometer, high quality brushed aluminum trim, silver dials*
- ☐ **KPH SPEEDOMETER** \$ 250  
*Primary readout in KPH, secondary in MPH. Available with 5- and 6-dial clusters*



## STEERING WHEEL

- |   |   |    |       |
|---|---|----|-------|
| [ | <input type="checkbox"/> 3-SPOKE WOOD RIM WHEEL   |    | N/C   |
|   | <i>The standard wheel is a 15" diameter wood grain wheel with billet machined Revology "R" logo horn button. The wheel looks vintage but has a substantial, modern feel. Available in a medium brown Walnut or dark brown Espresso finish</i> |    |       |
|   | <input type="checkbox"/> WALNUT   |    |       |
|   | <input type="checkbox"/> ESPRESSO   |    |       |
|   | <input type="checkbox"/> 3-SPOKE LEATHER WRAPPED WHEEL  | \$ | 1,175 |
|   | <i>3-spoke wood rim wheel wrapped in Nappa leather</i>  |    |       |

## STEERING WHEEL HORN BUTTON

- |   |   |  |     |
|---|---|--|-----|
| [ | <input type="checkbox"/> REVOLOGY "R" LOGO                          |  | N/C |
|   | <i>Revology "R" logo horn button, machined from aluminum billet</i> |  |     |
|   | <input type="checkbox"/> MUSTANG HORSE AND TRI-BAR LOGO             |  | N/C |
|   | <i>Mustang logo, plastic insert</i>                                 |  |     |

## AUDIO AND COMMUNICATION

All Revology 1966 Mustang GTs come standard with an OEM-style head unit integrated into the dash. This unit features Bluetooth and an AUX/USB input. Standard equipment speakers are JL Audio C2 coaxials, 4" front and 5.25" rear, mounted in the kick panels and quarter trim panels, respectively

### HEAD UNIT

- |   |   |    |       |
|---|---|----|-------|
| [ | <input type="checkbox"/> AM/FM STEREO w/ VINTAGE APPEARANCE   |    | N/C   |
|   | <i>Looks like the original AM radio, but features FM, Bluetooth, and AUX inputs</i>   |    |       |
|   | <input type="checkbox"/> JL AUDIO™ REMOTE STEREO CONTROLLER   | \$ | 1,625 |
|   | <i>A non-functional dash-mounted AM/FM stereo disguises this hidden system, that integrates with your smartphone and a glove box or console-mounted controller. Stream in-car entertainment through your smartphone and enjoy JL Audio sound quality. Includes 4-channel JL Audio amplifier</i> |    |       |
|   | <input type="checkbox"/> TOUCH SCREEN DISPLAY + REVERSE CAMERA  | \$ | 2,575 |
|   | <i>Pioneer seven inch touch screen w/ Bluetooth, voice recognition, Apple Car Play, Android Auto, and reverse camera</i>  |    |       |
|   | <input type="checkbox"/> EXPORT HEAD UNIT   | \$ | 975   |
|   | <input type="checkbox"/> ADD NAVIGATION   | \$ | 825   |
|   | <input type="checkbox"/> ADD SIRIUS XM  | \$ | 675   |

### AUDIO OUTPUT

- |   |   |    |       |
|---|---|----|-------|
| [ | <input type="checkbox"/> JL AUDIO™ C2 w/ 4 SPEAKERS   |    | N/C   |
|   | <input type="checkbox"/> JL AUDIO™ C5 PREMIUM SOUND COMPONENT SYSTEM  | \$ | 3,675 |
|   | <i>Features JL Audio C5 component speakers in front, 5.25" C5 coaxial speakers in the rear, trunk-mounted VX800/8i 800w Class D power amplifier and 10TW3-D8 10" enclosed subwoofer</i> |    |       |
| [ | <input type="checkbox"/> KICK PANEL MOUNTED FRONT SPEAKERS  |    | PKG   |
|   | <i>4.0" + 0.75" coaxial speakers are mounted in the kick panel to maintain an original appearance. Power windows are activated by switches in the window crank handles</i>              |    |       |
|   | <input type="checkbox"/> DOOR PANEL MOUNTED FRONT SPEAKERS  | \$ | 725   |
|   | <i>5.25" + 0.75" door panel mounted coaxial speakers are placed for optimal sound imaging. Power windows are activated by console-mounted rocker switches</i>                           |    |       |

## FUNCTIONAL

### RESTRAINT SYSTEMS

- |                          |   |    |     |
|--------------------------|---|----|-----|
| <input type="checkbox"/> | <b>FRONT SEAT HEAD RESTRAINTS</b>   | \$ | 925 |
|                          | <i>Adjustable front seat head restraints, covered in matching leather or vinyl</i>            |    |     |
| <input type="checkbox"/> | <b>CENTER LAP BELT, REAR SEAT</b>   | \$ | 450 |
|                          | <i>Additional lap belt for rear seat center passenger. Anchors to factory mount locations</i> |    |     |

### TIRES

- |   |                          |   |    |       |
|---|--------------------------|---|----|-------|
| [ | <input type="checkbox"/> | <b>CONTINENTAL EXTREME CONTACT SPORT HIGH PERFORMANCE SUMMER</b>  |    | N/C   |
|   |                          | <i>The standard tire for all configurations is the Continental Extreme Contact Sport high performance summer tire</i> |    |       |
|   | <input type="checkbox"/> | <b>MICHELIN PILOT SPORT 4S HIGH PERFORMANCE SUMMER</b>  | \$ | 550   |
|   |                          | <i>Optional on all 17" wheels. 245/40ZR17 front and rear</i>  |    |       |
|   | <input type="checkbox"/> | <b>BRIDGESTONE POTENZA RE050 RUN FLAT, 16"</b>  | \$ | 1,075 |
|   |                          | <i>Optional on all 16" wheels. 225/50RF16 front and rear</i>  |    |       |
|   | <input type="checkbox"/> | <b>BRIDGESTONE POTENZA RE050 RUN FLAT, 17"</b>  | \$ | 1,275 |
|   |                          | <i>Optional on all 17" wheels. 225/45RF17 front, 255/40RF17 rear</i>  |    |       |

### EXHAUST

- |   |                          |  |    |     |
|---|--------------------------|--|----|-----|
| [ | <input type="checkbox"/> | <b>BORLA DUAL EXHAUST</b>  |    | N/C |
|   |                          | <i>Borla S-Type 2.5" stainless steel mandrel bent exhaust w/ polished tips deliver a soft burble at idle and are quiet with no drone at cruise speed</i> |    |     |
|   | <input type="checkbox"/> | <b>BORLA PERFORMANCE SOUND DUAL EXHAUST</b>  | \$ | 325 |
|   |                          | <i>Borla ATAК® mufflers and lower restriction resonators provide a more aggressive tone</i>  |    |     |

### DRIVELINE

Revology Mustangs and Shelby GTs equipped with the 460hp 5.0L Ti-VCT V8 engine and manual transmission come standard with a Ford 8.8" rear (4.10 ratio w/ manual trans, 3.55 w/ automatic), Torsen torque-sensing limited slip differential, 31 spline axles, and single disc clutch (M/T)

- |                          |   |    |       |
|--------------------------|---|----|-------|
| <input type="checkbox"/> | <b>HEAVY DUTY DRIVELINE</b>   | \$ | 1,975 |
|                          | <i>Ford 8.8" rear with 4.10 ratio, Wavetrac torque-biasing limited slip differential, 33 spline axles, 1350 yoke, Ford Performance finned aluminum differential cover, McLeod twin-disc clutch. Available with manual transmission only</i> |    |       |

### BRAKES

- |   |                          |   |                          |                   |
|---|--------------------------|---|--------------------------|-------------------|
| [ | <input type="checkbox"/> | <b>MUSTANG BRAKE PACKAGE</b>  |                          | N/C               |
|   |                          | <i>Designed for compatibility with 16" wheels, the Revology Mustang brake package provides modern stopping power with a smaller diameter road wheel for a more original appearance. Features four wheel disc brakes w/ 12.19" ventilated rotors and 4 piston calipers</i>   |                          |                   |
|   | <input type="checkbox"/> | <b>SHELBY GT BRAKE PACKAGE w/ GRAY ANODIZED CALIPERS</b>  | \$                       | 2,475             |
|   |                          | <i>The Revology Shelby GT brake package features larger, slotted front (12.88") and rear (13.0") rotors with additional swept area for superior braking performance and fade resistance with minimal brake dust. Six piston front calipers and a more sophisticated design provides improved brake feel and reduced brake "graunch". Requires 17" wheel</i> |                          |                   |
|   | <input type="checkbox"/> | <b>SHELBY GT BRAKE PACKAGE w/ PAINTED CALIPERS</b>  | \$                       | 3,950             |
|   |                          | <i>The high performance Revology Shelby GT brake package is now available with painted calipers</i>   |                          |                   |
|   | <input type="checkbox"/> | <b>BLACK</b>  | <input type="checkbox"/> | <b>MEDIUM RED</b> |
|   | <input type="checkbox"/> | <b>DARK GRAY</b>  | <input type="checkbox"/> | <b>ORANGE</b>     |
|   | <input type="checkbox"/> | <b>DARK RED</b>   | <input type="checkbox"/> | <b>SILVER</b>     |
|   | <input type="checkbox"/> | <b>MEDIUM BLUE</b>  | <input type="checkbox"/> | <b>YELLOW</b>     |

### OTHER

- |                          |   |    |        |
|--------------------------|---|----|--------|
| <input type="checkbox"/> | <b>EXPORT LIGHTING PACKAGE</b>  | \$ | 1,050  |
|                          | <i>Includes amber rear turn signals, rear fog lamp integrated into the reverse lamp housing, and clear front marker lights with amber turn signals</i>          |    |        |
| <input type="checkbox"/> | <b>RIGHT HAND DRIVE (RHD)</b>   | \$ | 16,250 |
|                          | <i>Features a new, 100% steel RHD unibody built in-house. Includes Export Lighting Package. Not available w/ aluminum front subframe or manual transmission</i> |    |        |